



QUILTING LINES

A Message from Our President

Greetings,

Maybe spring has finally arrived! The birds are awake and singing at 5:30 in the morning; leaves on the trees are opening; and flowering trees and shrubs have magnificent foliage. It is such a joy to see Mother Nature wake up.

With the lockdown extended, I don't know if our June picnic in the park will go ahead. We will keep you posted. Also, the September and October meetings are not finalized. I don't like this state of "flux" – maybe it will or maybe it won't.

To add to my anxiety, the COMPUTER is having "hissy fits" = won't open up messages in emails (including our newsletter); freezes in the middle of searching or playing a game; and won't format my way. Some of the more computer literate ones reading this will know exactly what's wrong. I know maybe it's the operator who needs to be replaced!!

It's at times like these that I believe I am a Luddite (in 1779, Ned Lud smashed 2 frames belonging to an English employer). Later (1811), groups of workers smashed new labour-saving textile machinery in protest against reduced wages and unemployment attributed to its introduction.

My rant against computers or computerized items will be continued. I'm not against up-to-date technology; I do not require cutting edge. The only cutting edge that I need is a sharp knife to cut biscotti cleanly without breaking into pieces.

Enjoy the weather and the outdoors. Take time to smell the flowers and listen to the birds.

TTFN
Wendy

Block of the Month by Deb Guscott

May Block of the Month – Casino Royale

Greetings quilters!

Here is our 9th and final block for our Stars Block of the Month. Another 12 inch block from Patchwork Square. If you have been doing each month's block, you will have 9 blocks - enough to make a 36 inch square quilt, or larger with dashing or multiple blocks. Hopefully, there will be some projects finished over the summer months to share in the fall.

Deb

<https://www.patchworksquare.com/mf/casino-royale-quilt-block.pdf>

Guild Meetings

All future guild meetings will be canceled until June. Further information will be provided in this space as 'things change'!


GBQG Show & Share by GBQG members

Please send your 'show and share(s)' to Michelle Murray:

michelle.murray@rogers.com OR georiganbayquiltersguild@gmail.com

Submitted by: Velda Parmenter

This baby quilt is for my niece who is expecting her first baby in June. It's a boy.



The backing is an ABC "I Spy" fabric. The top is ABC - 123. My niece is a kindergarten teacher, so I think she will love it I am presenting it at a virtual shower the middle of this month.



Submitted by: Sharon Harbottle

Placemats

I needed new placemats and found a picture of these with the fabric they were made with so I ordered 2 panels and the matching fabric, cut the large blocks out of the panels and guestimated the measurements. Yet to be quilted but I have everything I need. Now to work out order of importance - gardening or placemats.



I had leftover smaller squares from the panels for the placemats so I cut them out for future use. Well that future use came faster than expected. When I was looking for something else on-line, I found an offset block quilt and thought it would work for my blocks. I modified it slightly and guesstimated the measurements based on my block size. Well once the top was done I realized I didn't have batting so on-line shopping here I come...again.



Submitted by: Mary McDonald

This is a birthday gift for my one-year-old granddaughter.




Submitted by: Anne Rutherford

This quilt is a UFO from 2011. It was a mystery quilt organized and taught by Val. I am missing one step which is putting a vine on the black border.




I had lots of left over material so I created a table runner and pillow. The quilting was done by Jan Belanger, The Quilting Mule. One more UFO completed. On to the next one.



Submitted by: Annie Thomson

Since my last input to the newsletter I have been working on several quilts and have completed the two quilts below. Both were done using the One Block Wonder technique and panels. The following link provides some insight on this technique, for those who may be interested in more information: <https://ifthesethreadscouldtalk.com/2018/10/25/using-panels-for-a-one-block-wonder/>

The first quilt, “Penguin Parade”, is a queen size quilt made for my son who loves all things to do with penguins.



The second completed quilt, called “Khwaii”, is a wall hanging made to commemorate the second anniversary of my safari to Africa. Khwaii is the name of safari camp, in Botswana, where I saw leopards in the wild, up close and personal!



Now that gardening season is in full swing I will take a much needed break from quilting and will look forward to seeing everyone again in the near future. Keep well fellow quilters!

Workshops, and Other Fun Things

Workshops

No upcoming workshops.

Fun Things – by Sharon Harbottle

A Little More Something to Provide Some Humour During This Latest Stay At Home Order and Extension...

1. My soul is fed with needle and thread.
2. When life gives you scrap, make a quilt.
3. Sew much fabric, sew little time.
4. A clean house is a sign of a broken sewing machine.
5. I just don't want to look back and think that I should have bought that fabric.
6. I sew because punching people is frowned upon.
7. I am not a hoarder, I just need a bigger craft room.
8. No, my sewing room is not messy. I just have everything out on display. Like a museum.
9. It's all fun and games until the bobbin runs out.
10. You know you are a quilter if your ironing board is always set up but you never iron clothes.

Support our Advertisers

Newsletter Advertisers are an important part of our guild. Not only do they support our operation, but they also provide access to the latest tools, techniques, patterns, and news in the quilting world. Stop by for a visit and show them you appreciate their support of our guild. Remember to introduce yourself and show your guild membership card.

Clicking on most of the cards will take you to the vendor's site! (see below)

Creemore House of Stitches
Quilt and Yarn Shop

Cheryl Robertson
3 Caroline St., W. Suite 3
Creemore ON, L0M 1G0
705-466-6363
houseofstitches@rogers.com

Creemore
House of Stitches

www.creemorequiltsandyarns.com

Long Arm
Quilting
Services

Jan Belanger
705-322-2027

THE QUILTED MULE

thimbles & things

Sue + Tony Polera

1282 Brodie Drive, Orillia, Ontario L3V 6H4
705-326-9357 thimblesandthings.com

Our Guild is a Proud Member of

COA/ACC

Supporting Quilting in Canada!
Individual memberships have individual benefits!
www.canadianquilter.com/members
Be a member... be inspired!
conferences • magazines • juried shows • quilting family
Canadian Quilters' Association / Association canadienne de la courtépointe

canadianquiltersassociation @cqaguiltcanada cqa/acc cqaguiltcanada cqacanadianquilting.blogspot.ca

HummingBird
Sewing

Formerly John's Sewing Centre

Sharon Schober
19 Hart Drive
Barrie, ON L4N 5M3
705.726.4510

Janome Sewing Machines & Sergers • Repairs to All Makes & Models
Fabrics • Quilting/Sewing Notions • Kwik Sew Patterns
Quilting/Sewing Classes • Scissor Sharpening • Minor Alterations