



# QUILTING LINES

## Dates To Remember

### Guild Meeting Dates:

- **January 26 – Cancelled!**
- February 23
- March 23 (Challenge Due)
- April 27
- May 25
- June 8 (at 6 pm)

Meetings start at 6:30 pm unless otherwise indicated.

### Workshops:

- May 26 – Ruth Kennedy

### Reflections of Georgian Bay Quilt Show:

- Postponed until 2023

## PRESIDENT'S MESSAGE

Greetings,

The way my day began, I thought it was a sign of things to come – I knocked over a bottle of pills onto the kitchen floor. Lucky for me, they were large and easy to see. Then it was on to breakfast. So far, nothing out of the ordinary has happened for the rest of the day. News is still the same Omicron is top item, weather is second with cold, snow, fires, rains, floods and landslides (depending where you live in the world). That's enough of the depressing news.

Although January's guild meeting is cancelled, the newsletter has some internet sites for you to visit. This can be done at your convenience. You can work at your own speed and direction.

Our Quilt Show for April 2022 has been cancelled and planned for April 2023.

Speaking of cancelled Quilt show 2022, the "Once Upon A Time" challenge is due at the March 23<sup>rd</sup> meeting. Sue – that's only 56 days from January's meeting date.

One other major event has been moved to April – Rio's Carnival.

February's meeting will be a zoom one –either we will be at the arena watching it on screen or in our homes watching our computers. More details to follow.

This message has been mishmash of items. Hopefully for February more interesting things will happen.

TTFN  
Wendy



# Program Updates

## *February 23, 2022*

Due to the Covid Omicron variant, meeting in person may not be possible for our February meeting. We have a Presenter lined up to do a Zoom Trunk Show for us. Don't panic! We have members lined up to give a helping hand to those who don't know how to navigate this unfamiliar territory!

Valerie Prideaux has agreed to be our first Zoom Presenter! Unlike myself who has had little motivation during Covid, Valerie has been on a creative role during the lockdown and has a lot of new designs that she would like to share with us. She has created a 45-minute trunk show with quilts that range from simple to modern, bed quilts to pillows to art quilts. You will be inspired by her design layouts and see

## *March 23, 2022*

Judging of the quilt challenge "Once Upon a Time".

Also...Three of our members are going to give short demonstrations of techniques that they love to use.

- Kim Maticiw
- Jan Dozoch
- Annie Thompson

Catherine Proulx  
*Program*

# Community Outreach

We were hoping the New Year would bring better Covid news, however it seems Covid is not cooperating. Hoping that comments about this being the storm before the calm are true.




Not that any of us would run out of quilting to do however if you find you have some time or want to take a break from what you are working on to do something different, we are looking for a few people to make quilts from the kits we already have. We also have backing available if it is not already in the kit and some batting. The kit includes a pattern however if you want to make a different pattern with it, please do. The quilt size is around 45" x 55" or 50" x 60".

If you are interested, contact either Marg Allan or Sharon Harbottle at We can do contactless pick up at either of our front doors or Sharon can drop it off when she is in your area if you need it dropped off instead.

Thanks for any help you can provide.

Sharon and Marg



Kathy Wylie held a machine quilting workshop in late November and we have her book **Sewflakes , Papercut-Applique Quilts**. This book has several patterns, including material requirements, creating special effects with your machine quilting, and so much more to inspire you.

The book is listed under Applique #165 if you would like to put in a request for it.

Some books have been donated to us and they are in our library now.

Two of the books compliment Kathy Wylie's workshop:

- **365 Free Motion Quilting Designs** by Leah Day #65 Machine Quilting
- **Quilt as Desired** by Charlene Frable #66 Machine Quilting

Under Home Décor we have **Bags With Style** by Stephanie Kimura #54

Under Paper Piecing: **Simply Amazing Spiral Quilts** with a CD-Rom Templates by RaNae Merrill #30

In the Beginners section there is **Simple Beginner Quilts** #51

A new applique book by Penny Haren **Pieced Applique** #28

Sooo many books and sooo much inspiration and sooo little time! If you have books that you would like to return to the library email:

[librarian@gbqg.ca](mailto:librarian@gbqg.ca) or [georgianbayquiltersguild@gmail.com](mailto:georgianbayquiltersguild@gmail.com)

Likewise, if you would like to request a book use the same email. We can make arrangements to get the book(s) to you.

So, check out our Library file on our website and choose your next book/project.

Carol MacDonald  
*Librarian*

---

*Visit us on our website ... [WWW.GBQG.CA](http://WWW.GBQG.CA)*

---



Not sure if a meeting is cancelled?  
Wondering where and when the next meeting is being held?  
Looking for an old newsletter?

These questions and more can be answered by visiting our website. We keep up-to-date details on the web!!

Did you know you can do searches in our Library? Go to our website and click on 'Library'

[Click here to  
visit our  
LIBRARY](#)





You can do a search by Book Title, ISBN, Categories, Authors and/or Publisher.

**LIBRARY**

Library material is available to current GBQG members only. Another benefit of being a GBQG member!

See something you like? Email our Librarian, Carol, at [librarian@gbqg.ca](mailto:librarian@gbqg.ca) with the details.

Carol will bring it to our next guild meeting for you to review and sign out if you would like to spend more time with it.



Michelle Murray  
Webmaster

# Sources of Inspiration

Well, since we are not able to meet in person (again), the executive thought that we might be able to suggest some YouTube videos and library books on some techniques that you can try, instead of demonstrations by three of our members. We are hoping to have the three demonstrations at our March meeting. These three categories are not the same as the demonstrations in March.

## Organizing your sewing room.

I know some quilters like to organize their sewing room between Christmas and New Years. I generally wait until I can't find things anymore. One book from the library is:

- 'Equipment and Supplies, Perfect Quilting Space'.

Carol advises that it has been signed out right now, but she has contacted the member and hopes to get it back soon.

There are plenty of videos on YouTube, but the one I liked was:

- How to organize your Fabric – Organize Like a Pro. <https://youtu.be/zA6VzsNFJHk>

Since this person has a quilt shop, she suggests a lot of storage solutions, you can purchase.

- Tips for Organizing Your Sewing Room. [https://youtu.be/6\\_Hc6Flxr0Y](https://youtu.be/6_Hc6Flxr0Y).

There are numerous YouTube videos by Just Get It Done Quilts, including a 2022 challenge.

Carol MacDonald also suggested that we could send our own personal favourite organizing techniques to Michelle Murray and they can be put in the newsletter next month. Brilliant idea. I would like to know any tips anyone else has. My tip is a CD shelving storage unit case. (I know – nobody buys CD's anymore, but maybe you can find them at garage sales.) They are great to store fat quarters of slightly larger pieces and you can easily see what your collection of fat quarters is.

## Landscapes:

Landscapes can be many sizes. I have seen Sue Hopkinson's postcard landscapes which are really neat, using all kind of embellishments and the guild has recently seen the wide variety of landscapes that Wendy Spreitzer (October meeting) has created. Maybe it's time for you to try a new project for 2022

Carol has sent the following list of titles that relate to landscape quilting in our library.

- Quilted Landscapes by Joan Blalock #44
- Stitched Textiles: Landscapes by Kathleen Matthews #45
- Accidental Landscapes by Karen Eckmeier #47
- Landscape Quilts by Nancy Zieman & Natalie Sewell #4
- Points of View, Landscape Quilts to Stitch & Embellish by Valeri Hearder #245

Kim Matticiw has sent the following YouTube link

- Happy Villages & Accidental Landscapes Demo - <https://youtu.be/gUqtM8bIVi0>.

Kim enjoyed how easy it looked to create a landscape.

Another series worth investigating is:

- Sewing with Nancy: Landscape Quilting Workshop Part 1. [https://youtu.be/q9J\\_o-wMB8k](https://youtu.be/q9J_o-wMB8k).

There is also Part 2 and Part 3. What I like about this series is she breaks the landscape quilt into simple pieces and shows how to create that section.

### *Thread Painting*

The third topic that was selected was Thread Painting. We have all admired Michelle Murray's Creations, so here are some ways to investigate this topic.

Carol MacDonald has suggested that you explore these library books. They might have some information on thread painting.

- Fibre Art & Embellishment by Diane Leone. #14
- Fibre Art Embellishment Stone Threads #240 (it is out but I emailed the member)
- Piecing: String Frenzy #280
- DVD Thread Therapy with Dr. Bob #273
- Superior Threads #274

My YouTube suggestions would be:

- Bernina Thread Painting: <https://youtu.be/6OBYReBi5cc>

This had the neat idea of using some pre-painted items from a needlework store.

This video also shows how you can paint your own background (not a talent of mind), but it is also very good on the actual thread painting.

- Thread Painting and Free Motion Quilting A Great Egret Art Quilt. <https://youtu.be/IHvTFrhI7DE>.

A couple of suggestions. Michelle Murray prints a picture onto white fabric and uses that to thread paint. Use an embroidery hoop when thread painting to keep the fabric tight.

Have fun and I hope you explore some of these ideas.

Nancy Phelps  
Secretary

## ~~2022~~ 2023 QUILT SHOW

Another disappointment!

I am sure everyone has been looking forward to the 2022 Quilt Show this spring. Unfortunately, the covid pandemic seems to be persisting. The Quilt Show Committee has discussed the pros and cons to proceed with the show this year, coming to the decision to postpone the Quilt Show until April 2023.

2023 will be the 30th anniversary of the Georgian Bay Quilters Guild so we (the committee and members) will be preparing for a great celebration next year.

The Challenge piece that many of you have been working on will be judged at the March 2022 meeting (hopefully).

Stay safe and healthy

Mary Mackie  
*Chair, GBQG Quilt Show*

Click here for:  
[2022 Quilt Show  
Challenge Rules](#)

## Show & Share

Send me a picture and a little blurb about your creation and I will feature them in our monthly newsletter.  
Send to:

[georgianbayquiltersguild@gmail.com](mailto:georgianbayquiltersguild@gmail.com)



Submitted by: [Mary McDonald](#)

My daughter-in-law requested I make her this quilt to give her mother for Christmas.



It is copied from her mother's original quilt.





Submitted by: [Velda Parmenter](#)

Here are a few projects I made for Christmas gifts.

Twisted Pole  
Table Runner



Cardinals and Berries  
Table runner/wall hanging



Christmas Wishes  
Wall hanging



Gnome Mug Rugs





Snowman - wall hanging



Santa Christmas Tree Ornaments  
I used these on my Christmas table





Project of Doom from Fandom Stitches (paper pieced) finally gifted to my daughter Celine. This was a cooperative project with my daughter Julie and I. We started it in 2017.





Submitted by: [Sue Hopkinson](#)

These bowl fillers are Wool Applique. The patterns were a free B.O.M. on a Facebook page. Although not 100% quilting. I love doing the stitching on these.





All finished the binding on my Bears Paw quilt. Look who's doing the final inspection!



Our Guild is a Proud Member of

**CQA/ACC**

Supporting Quilting in Canada!  
*Individual memberships have individual benefits!*  
[www.canadianquilter.com/members](http://www.canadianquilter.com/members)

**Be a member... be inspired!**  
conferences · magazines · juried shows · quilting family  
Canadian Quilters Association / Association canadienne de la courtépointe

 [canadianquiltersassociation](https://www.facebook.com/canadianquiltersassociation)  [@cqaacc](https://twitter.com/cqaacc)  [cqaacc](https://www.pinterest.com/cqaacc/)  [cqaacc](https://www.instagram.com/cqaacc/)  [cqaacc.blogspot.ca](http://cqaacc.blogspot.ca)





Submitted by: [Annie Thomson](#)

I would like to share with you the 2 quilts I completed since our last Guild meeting. The first one was made for a fundraiser (silent auction) for the Midland Curling Club. The pattern, "Glorious and Free" is by Brandy Maslowski ; I added the Inukshuk and curling stones to the original pattern.

The second quilt I completed was a Christmas gift for my son and was made using the One Block Wonder Technique. The name of his quilt is "Lion King"






Submitted by: [Fances Nunes](#)

This is a table runner I made for Xmas. Thanks to Nancy Phelps for showing me her paper piecing technique and her knowledge and love for quilting.



Submitted by: [Nancy Phelps](#)

Frances wanted to learn paper piecing and chose a pattern she liked. It was one of her first projects, but she was a natural at it. She finished her project first and when I got stuck putting the blocks together, she figured it out and sent me the proper order for the blocks. I think the pattern was the mirror image and I am visually challenged when it comes to these types of things. Believe me I have sewn a lot of wrong seams. It is always fun to work together on the same project with a friend.



Submitted by: [Sharon Harbottle](#)

**Blast From The Past!** - I still use my first sewing machine, a 40 year old Kenmore, that only does basic sewing with a few different stitches but it has never given me any problems (knock wood it still doesn't now that I have said that). I was sorting through some boxes during this latest round of lockdown and was surprised when I found something I totally forgot I had .. my real first sewing machine. A 1960s SewEtte battery operated sewing machine with its extension table, foot pedal and case. What a find! Now to decide where to display it. Or perhaps I should take it for a test drive



Submitted by: [Michelle Murray](#)

This is a baby quilted I gifted. The pattern is called 'Twitter'.



# SUPPORT OUR ADVERTISERS

Newsletter Advertisers are an important part of our guild. Not only do they support our operation, but they also provide access to the latest tools, techniques, patterns, and news in the quilting world. Stop by for a visit and show them you appreciate their support of our guild. Remember to introduce yourself and show your guild membership card.

If our advertiser has a website, clicking on their card will take you to their site!

