



# QUILTING LINES

*Celebrating our 30<sup>th</sup> Anniversary!*

*This year's meetings will be held at the Penetanguishene Arena, 61 Maria St. Penetanguishene, ON. Mask wearing will be dependant on the location regulations. As per Public Health recommendations, mask are highly recommended but at this time they remain optional.*

## PRESIDENT'S MESSAGE

Hello members,

What a beautiful sunny day today, I hope you were all able to enjoy. I've been working on some project for the Quilters Boutique and the quilt show. What are you working on? Are you ready for the Quilt Show?

Our January meeting was our first off location ZOOM meeting and believe that we had about 30 participants. As it turned out the meeting at the Penetanguishene Arena would probably have been cancelled. Meeting by ZOOM was a great choice. Next years January program has already been confirmed and will be a ZOOM presentation.

I participated in the latest Workshop for the Market Tote Bag with our very own member Vicky. She is very good. My daughter who doesn't sew much finished her bag. Also, everyone in the class was able to finish their bag except for a few who may be using them for the black bag challenge so we will have to wait for the March meeting to see their creations. A fun day was had by all.

Our wonderful executive team is mainly staying in place but there are some important roles to fill: Newsletter and Chair of the Programs Committee, Program Committee members. Please speak with myself or Cathy Proulx if you are interested and want to get involved. Don't worry if you're new to quilting or the guild, it's doable and great way to meet nice people.

Take care and quilt on!  
Jan Dzoch  
President

---

*Visit us on our website ... [WWW.GBQG.CA](http://WWW.GBQG.CA)*

---

# Take and Donate

Did you know that the TAKE AND DONATE table is for you? Not only can you buy items, but you can also bring items in that you would like to donate. All kinds of things are fine to bring, UFO's, fabrics, tools, and magazines are all popular. All items are by donation, but you can put a suggested price on it. However, if you bring it in, and it does not sell, please take it with you at the end of the night.

## Our Condolences



Many of you will remember Karole Ogden, who was a member of our guild for several years prior to Covid. Karole passed away in January. Our condolences to her family and friends.

## Black Bag Challenge

### REMEMBER!!

Your Black Bag challenges are due at the March meeting. I hope to see a bag from everyone who took a piece of fabric. This is part of our display for the quilt show so we want to see lots of different bags. Small, Medium, or Large, with some quilting, embellishments, and bling. It isn't too late to start. I haven't. 🤪

Sue Hopkinson

**Inviting Canadian Quilters Coast to Coast  
Shop & Save During Worldwide Quilting Day!**

 COUNTRY  
CONCESSIONS  
*Quilt Shop*  
35 King St. N. Cookstown, Ontario

Helping you build your  
stash for over 20 years!

**Save  
20%  
Online**

 Support  
Worldwide  
QUILTING DAY  
March 17-19, 2023  
Joining quilters worldwide


**March 17-19  
2023**

**WWW.COUNTRYCONCESSIONS.COM**

# Tips and Tricks

From Cheryl at Creemore House of Stitches:

To stop your sewing machine foot pedal from sliding around on a wood floor while you are sewing, use a silicone iron rest. The raised points side should be placed on the floor and the foot pedal on the smooth side.



*Creemore House of Stitches*  
*Quilt and Yarn Shop*

Cheryl Robertson  
3 Caroline St., W. Suite 3  
Creemore ON, L0M 1G0  
705-466-6363  
houseofstitches@rogers.com

**Creemore**  
**House of Stitches**

[www.creemorequiltsandyarns.ca](http://www.creemorequiltsandyarns.ca)


# From the Archives...

In celebrating the Guilds' 30<sup>th</sup> Anniversary, from the archives is a little something that started it all. Some of you may have been part of this or may even just remember the beginnings.

**Quilt lovers**

Quilt lovers and those who love to make quilts are invited to talk about starting a Quilt Guild in this area. A meeting will be held Wednesday, March 3 at 7:30 p.m. at Georgian Manor. Bring ideas and a favorite quilted item for show and tell. Refreshments will be served. For further details, call Susan Hopkinson at 533-2043.

*Free Press.  
Feb 17<sup>th</sup>, 17<sup>th</sup>*



**Quilter's**

Attention Quilter's. Learn more about this heritage art and craft. Let's start a quilt guild. Meet March 3 7:30 p.m. at Georgian Manor Penetang. Refreshments. More info? Call Susan at 533-2043.

*Miranda  
Feb 13<sup>th</sup>*

**DO YOU LOVE TO QUILT?  
MAYBE YOU JUST LOVE QUILTS.**

**WOULD YOU LIKE TO LEARN MORE ABOUT  
THIS HERITAGE ART AND CRAFT?**



**LET'S GET TOGETHER AND TALK ABOUT  
STARTING A QUILT GUILD IN OUR AREA.  
WE WILL BE MEETING AT  
GEORGIAN MANOR, PENETANG.  
WEDNESDAY MARCH 3RD.  
7:30 PM**

**PLEASE BRING YOUR IDEAS ON WHAT YOU  
WOULD LIKE FROM A QUILT GUILD.**

**HAVE YOU GOT A FAVORITE QUILTED ITEM YOU  
MADE? BRING IT IN FOR OUR SHOW + TELL**

**REFRESHMENTS WILL BE SERVED.**

**FOR MORE INFORMATION CALL  
SUSAN HOPKINSON  
533-2043**

# For Sale

## Natural Lights For Sale (submitted by Sue Hopkinson)

I have these lights that may be compatible to OTT lights. From Fabricland. I have 2 of them with 4 bulbs, and one with a double bulb. They are approx. 6" long. If you can use them I will bring to the February meeting. \$10 each. Paid to Take and Donate.



## Quilt Rack and Wool Fabric (submitted by Annie Thomson)

There is a lady from curling who has a quilt rack and some wool fabric that she would like to sell off. Attached is a photo of the quilt rack.



Her name is Louise Gervais and her contact information is: [louise.a.gervais@gmail.com](mailto:louise.a.gervais@gmail.com)



# Community Quilt Show Promotion

We approached home decor stores in Midland and have 2 stores interested in having a quilt displayed at their store with a write up of the guild and artist, Pebbletree in Midland and De Ferrari Home in Wyebridge.

Please submit photos of any quilts you are willing to display along with the measurements by February 22<sup>nd</sup>. If the quilt is for sale, please list your selling price. The store owner will select quilts suited for their store. Please send your photos and quilt info to [kimmaticiw@gmail.com](mailto:kimmaticiw@gmail.com).

## Quilters Wanted

De Ferrari is a new home decor store in Wyebridge and they want to sell quilts. Their sister store is Pebbletree in Midland.

If you are interested in making quilts for the store please contact Joannie and express that intention. If you have quilts for sale please send her photos of the quilts, with sizes and prices. Joannie can be contacted at [joannie@deferrari.ca](mailto:joannie@deferrari.ca) or 705-527-9872.

Kim Maticiw  
Publicity

## Community Outreach

Hi fellow quilters,

Another friendly reminder that I will be collecting Easter / Spring Placemats for the Red Cross, Meal-on-wheels program at the March Guild Meeting on March 22<sup>nd</sup>, 2023. They have requested 40 to fill their need. If you would like to have some fabric, I will bring a selection of spring fabric to the February meeting.

Thank you all,  
Ruth  
Community Outreach Coordinator



### SUZIE'S FABRIC ATTIC

[www.suziesfabricattic.com](http://www.suziesfabricattic.com)  
[suziesfabricattic@hotmail.com](mailto:suziesfabricattic@hotmail.com)  
Bala, Ontario  
Located in beautiful Muskoka



# 2023 QUILT SHOW

Excitement is growing as we are only 10 weeks until the Quilt Show, April 28 set up, Show dates April 29, 30<sup>th</sup>. The volunteer forms, and all the forms required to enter your quilts, wall hangings, other quilted items, and don't forget the Black Bag Challenge for the show and items that you plan to sell at the members boutique are on the Guilds website: <https://gbqg.ca/gbqg-quilt-show/2023-gbqg-quilt-show-forms/>

Jan Dzoch is ready to receive your forms so she can enter your information onto the cards that will be attached to your items entering the show. This is a big task for Jan, so lets get your forms in ASAP either at the meetings or by email

Sandra Albon and Lee Arthurs will be recruiting members at the Feb.22 meeting to supply goodies for the Quilter's Café. The Café will be serving tea, coffee and deserts.

Thank you to everyone who have distributed the posters and bookmarks to the many sites in the local and outlying communities. Kim Matticiw and her assistant Vicky Gerke have done an amazing job coordinating the publicity. Job well done!

Mary Mackie

*Chair, GBQG Quilt Show*

## Members Boutique

Something new this year at our QUILT SHOW is our MEMBERS BOUTIQUE. This will give members an opportunity to sell some of their finished fibre items. Although the space will not be large, we hope to fill it with a variety of items, and will do our best to display everything brought in.

All new clean and well-made items are accepted. Placemats, mug rugs, bags, totes, ornaments, wall hangings, pillows, and quilts of all sizes will be welcome.

The guild will be responsible for the collection of money from the sales and will collect 15% of the sale for guild funds. A cheque for the balance of the sale will be issued to you after the accounting is complete.

The forms are available now. You can find them on our website: <https://gbqg.ca/gbqg-quilt-show/2023-gbqg-quilt-show-forms/>

Need more information? Contact Sue Hopkinson

# Program 2022-2023

*February 22, 2023*

**Heather Eland – Quilter and Artist** - Our own member, Heather will be showing some of her art/landscape quilts.

From Heather:

‘On retirement, I began my quilting journey. I started with traditional quilting and after a landscape workshop my interest was sparked into creating art quilts. I have been honored by my peers in the Georgian Bay Quilting Guild at their biannual Quilt Show with a second in the Guild Challenge. The next show I was honored with the Viewers’ choice first place award. Before quilting became a passion, I was a spinner, natural wool dyer, and weaver. I have always enjoyed creating original pieces.

I work with fabric to create art quilts of landscapes and flowers much as a painter uses paint. My art quilts use layers of fabric to give a realistic portrayal of nature in non-traditional quilting. With each project I try new techniques to make each piece unique.’



*March 22, 2023*

Judging of the Black Bag Quilt Challenge and our 30<sup>th</sup> Anniversary Celebration. Come celebrate the guild’s 30<sup>th</sup> Anniversary! Coffee Tea and cupcakes will be served.

*April 26, 2023*

3 Member Demo Night. Three of our members will be doing short demonstrations of quilting techniques.

- **Sue Hopkinson;** 2-sided Binding
- **Jan Dozch;** Mitered Corners and Borders
- **Annie Thomson;** 1 Block Wonder



# Program Continued ...

***May 24, 2023***

**Jeannie Jenkins**

From Traditional to Modern, My Journey

Long Arm Quilter, Teacher, Author, Designer, and lover of color.

Jeanie is a lifelong sewist and award-winning quilt maker from Toronto. She shares her quilt-making passion by teaching both beginner and intermediate classes. She is a professional longarm quilter and designer of beautiful quilts. In the Spring of 2019, she published her first book, "Contemporary Paper Pieced Quilts".

***June 14, 2023***

Annual General Meeting.

Catherine Proulx

*Program*



# Workshops

**Crazy Quilting** with Jeannie Jenkins: Artist, Quilter, Teacher, Author and Lover of Color!

Date: **Thursday, May 25, 2023**

Time: 9:00am to 3:00 pm

Cost: \$50.00

Location: Penetang Memorial Arena


**Sign up will start at the February Meeting!**

This class will teach assorted embroidery stitches, embellishment techniques, bead effects and ribbon flowers and foliage.

The morning will focus on creating a crazy quilt foundation with your assorted fabrics. We'll create a patchwork using our sewing machines.

The afternoon will focus on hand embellishment techniques. These techniques can easily be incorporated into other stitchery or quilt projects.

Jeannie will demonstrate embroidery stitches with floss, beads will be introduced and ribbon flowers and foliage.



Catherine Proulx  
*Workshops*

# Library

**Equipment and Supplies:** #272 Perfect Quilting Space  
#265 Mindful Meandering, Original Continuous Quilting Designs

**Beginners:** # 286 Teach Me to Sew Triangles

**Applique:** #164 Cathedral Windows Quilting

**Modern Quilts:** #17 Wonky One Block Quilts

**Piecing:** #284 Quilter's Almanac, #136 Cookies \$ Quilt Recipes and Patterns

**Pre-Cut:** #253 10 Minute Blocks, 3seam Squares for Quicker Quilts

**Seasonal:** #263 Spring Cleaning

**Home Décor and Garments** #60 Quilted Bags in a Weekend

Carol MacDonald



## SUPPORT OUR ADVERTISERS

Newsletter Advertisers are an important part of our guild. Not only do they support our operation, but they also provide access to the latest tools, techniques, patterns, and news in the quilting world. Stop by for a visit and show them you appreciate their support of our guild. Remember to introduce yourself and show your guild membership card.

If our advertiser has a website, clicking on their card will take you to their site!

# Date Squares

1 cup packed brown sugar  
½ cup margarine or butter, softened  
¼ cup shortening  
1 ¾ cup all-purpose\* or whole wheat flour  
1 teaspoon salt  
½ teaspoon baking soda  
1 ½ cup quick-cooking oats  
Date Filling (below)

## **Prepare Date Filling.**

Heat oven to 400F.

Mix brown sugar, margarine and shortening.

Mix in remaining ingredients.

Press Half of the mixture in greased oblong pan, 13 x 9 x 2 inches; spread with filling.

Top with remaining crumbly mixture, pressing lightly.

Bake until light brown, 25 to 30 minutes.

Cut into bars, about 2 x 1 ½ inches, while warm.

Yield - 3 dozen bars

\*if using self-rising flour, omit salt and baking soda.

## **Date filling**

Heat 1 pound of dates, cup up (about 3 cups), 1 ½ cups water and 1 /4 cup sugar over low heat, stirring constantly, until thickened, about 10 minutes, cool.

Enjoy

