



QUILTING LINES

Celebrating our 30th Anniversary!

This year's meetings will be held at the Penetanguishene Arena, 61 Maria St. Penetanguishene, ON. Mask wearing will be dependant on the location regulations. As per Public Health recommendations, mask are highly recommended but at this time they remain optional.

PRESIDENT'S MESSAGE

Happy New Year,

Welcome back for a new year!

I hope you have all had lot of time with family and friends over the holidays. It was pretty quiet around our home as we were out of hydro for almost 3 days. Luckily, we have a portable generator and my husband running around plugging and unplugging, it was not boring.

Do you have a New Year's Resolution? For me instead of planning and failing, I am going to prioritize a "quilting" bucket list and as I work on UFO's and there are a lot or even start a new project or clean the sewing room, I'll mark them down and feel accomplished at the end of the year. What's your plan for 2023?

We participated at the Simcoe County Museum's Victorian Christmas in December and I believe it was well received. We even made a few sales. Our plan would be to participate next year should you have any interest in submitting items for the market.

Our **January meeting will be held via ZOOM at 7:00 p.m.**, hopefully those of you without internet can visit a friend and enjoy the show too.

The link for the zoom meeting will be sent out in a separate email only to GBQG members and paid guests.

Happy stitching,
Jan Dzoch
President

Visit us on our website ... WWW.GBQG.CA

January 25, 2023 Zoom Meeting

Important! We will not be holding a regular meeting on Wednesday January 25 but we will be offering you a zoom presentation to enjoy in the comfort of your own home.

Unfortunately, the original presentation booked for this date had to be cancelled. “The Beauty of Wool Applique” has been rescheduled for January 24, 2024.

Pam Robertson Rivet from Medicine Hat, Alberta will give us a presentation instead.

Pam is known for her work making quilts for serving and retired members of the Canadian Armed Forces in Medicine Hat.

She is also a best-selling author, and speaker. She has written over 250 works including short stories, books, articles, and courses that are sold around the globe. She is currently working on the legacy of wartime quilting and knitting. This is an exciting and engaging look at how patterns and techniques have developed, the technology we have, businesses, as well as passion around techniques that (for her) include thread painting, appliqué, and upcycling. She is a former teacher and professional speaker who does a god job of engaging, even over Zoom.

Catherine Proulx
Program

Zoom Meetings

Haven't joined a zoom meeting yet? Don't worry, it's easy!

- You can access a zoom meeting on a computer, tablet or phone.
- **The easiest way to join a meeting is to click on the link you are provided for the meeting.** If you have never joined a zoom meeting, you will be prompted to download the software to use it.
- If you want to download the software manually:
 - You can go to zoom website and download on your pc from the following:
<https://zoom.us/download>
 - If you are using a tablet or phone you'll need to go to your usual app store and look for 'Zoom Cloud Meetings' or 'Zoom Client For Meetings'
- You do not need to pay for Zoom. The free version is all you will need to attend a meeting.

Here are a couple YouTube links with simple instructions for joining a zoom call for the first time:

<https://youtu.be/9isp3qPeQ0E>

<https://youtu.be/OD2aDKzfZWk>

Here is an iphone version: <https://youtu.be/VIRBixXSjOc>

Community Outreach

We received a thank you note from All Saints Church!

SUSAN + GEORGIAN BAY QUILTERS
GUILD

THANK YOU DOESN'T BEGIN TO
DESCRIBE OUR GRATITUDE TO ALL YOU
GUILD MEMBERS!

WE WERE IN SHOCK WHEN ALL THE
DONATIONS ARRIVED BEFORE CHRISTMAS.

OUR PROGRAMS COULDN'T CONTINUE
WITHOUT YOUR GENEROSITY.

BLESS YOU ALL,
REV. EILEEN STEERE & SUE SAUVAGE
"BREAKFAST, LUNCH & MEAL PROGRAMS"

2023 QUILT SHOW

Happy New Year!

I can't believe, there is only about three months until the Guilds Quilt Show on April 29&30. Because there won't be an in person meeting in January, please remember to bring your quilt show volunteer form to the Feb meeting as the show requires many hands from setting up on Apr 29 to taking down on Apr 30th.

Special thanks to Kim Maticiw and Vicky Gerke for coordinating the distribution of the posters and bookmarks promoting the show and thank you to all the members who have assisted in delivering the posters and bookmarks throughout the communities.

Keep up the good work and we'll see each other at the Feb meeting.

Mary Mackie
Chair, GBQG Quilt Show

Publicity

Publicity would like to thank all those members who volunteered to deliver posters and bookmarks to their communities. Thanks to them we have Midland, Penetang and LaFontaine covered.

Help is Needed for volunteers in the Elmvale, Wyebridge, Wyevalle, Victoria Harbour, Port McNicol and Waubaushene areas.

If you live or frequent these areas, please reach out to Kim to help distribute posters & bookmarks to those areas.

Thank you.
Kim Maticiw

Reminder

For those that participated in the 'Once Upon A Time' challenge. Keep those challenges handy! We will need to collect them at the March meeting as they will be displayed at our 2023 quilt show in April along with our 'Black Bag' challenges.

Thanks,
Michelle Murray

Program 2022-2023

February 22, 2023

Heather Eland - Our own member, Heather will be showing some of her art/landscape quilts.

From Heather:

'On retirement, I began my quilting journey. I started with traditional quilting and after a landscape workshop my interest was sparked into creating art quilts. I have been honored by my peers in the Georgian Bay Quilting Guild at their biannual Quilt Show with a second in the Guild Challenge. The next show I was honored with the Viewers' choice first place award. Before quilting became a passion, I was a spinner, natural wool dyer, and weaver. I have always enjoyed creating original pieces.

I work with fabric to create art quilts of landscapes and flowers much as a painter uses paint. My art quilts use layers of fabric to give a realistic portrayal of nature in non-traditional quilting. With each project I try new techniques to make each piece unique.'



March 22, 2023

Judging of the Black Bag Quilt Challenge and our 30th Anniversary Celebration. This should be a fun night with treats and games. More info to follow.

April 26, 2023

3 Member Demo Night. Three of our members will be doing short demonstrations of quilting techniques.

- **Sue Hopkinson;** 2-sided Binding
- **Jan Dozch;** Mitered Corners and Borders
- **Annie Thomson;** 1 Block Wonder

Program Continued ...

May 24, 2023

Jeannie Jenkins

From Traditional to Modern, My Journey

Long Arm Quilter, Teacher, Author, Designer, and lover of color.

Jeanie is a lifelong sewist and award-winning quilt maker from Toronto. She shares her quilt-making passion by teaching both beginner and intermediate classes. She is a professional longarm quilter and designer of beautiful quilts. In the Spring of 2019, she published her first book, "Contemporary Paper Pieced Quilts".

June 14, 2023

Annual General Meeting.

Catherine Proulx

Program



SUZIE'S FABRIC ATTIC

www.suziesfabricattic.com

suziesfabricattic@hotmail.com

Bala, Ontario

Located in beautiful Muskoka



Workshops

HANDBAG WORKSHOP with Vicky Gerke *(Only 10 spots available so reserve your space quickly)*

Date: ***Saturday February 4, 2023***

Time: 9:00am to 3:00pm

Cost: \$35.00

Location: Kim Maticiw's Retreat

Are you struggling with your Black Bag Quilt Challenge? Do you need help with a certain aspect of your bag? Then this is the workshop for you!

Vicky, who spoke to us back in November sharing her experiences with her own handbag business, has agreed to show us the basics of making a Tote Bag/Handbag including zippers, lining, adjustable straps and adding embellishments etc.

For the "Handbag" workshop you will need to bring at least a 15" zipper as well as material to use as lining and pockets, about 1 meter. Vicky has some heavy fabric that she is willing to provide for this workshop or you can bring your own fabric.

If you have your own "bag" pattern, be sure to bring the pattern and the supplies required. Vicky can walk you through the process or help you with any problems you may be having.

If you are interested, please contact Jan Dzoch

Payment can be made to Jan on the date of the workshop or email transfer to dzochj@gmail.com

Crazy Quilting with Jeannie Jenkins

Date: ***Thursday, May 25, 2023***

Time: 9:00am to 3:00 pm

Cost: \$50.00

Location: Penetang Memorial Arena


Sign up will start at the February Meeting!

This class will teach assorted embroidery stitches, embellishment techniques, bead effects and ribbon flowers and foliage.

The morning will focus on creating a crazy quilt foundation with your assorted fabrics. We'll create a patchwork using our sewing machines.

The afternoon will focus on hand embellishment techniques. These techniques can easily be incorporated into other stitchery or quilt projects.

Jeannie will demonstrate embroidery stitches with floss, beads will be introduced and ribbon flowers and foliage.



Catherine Proulx
Workshops

Library

Sew away those winter Blues! Check out the following books from the library to help chase away those Blues.

Design: Ricky Tim's Convergence Quilts: Mysterious, Magical, Easy & Fun. #265

Beginners: Quilts Galore #185 or Fun Easy Machine Work, Quilt Work #189

Spring: Applique: Beautiful Wild Flowers Applique #176 or Floral Abundance, Applique and Design #180

Modern Quilts: Minimal Quilting #158 or Cozy Modern Quilts, 23 Easy Pieced Projects to Bust Your Stash #153

Piecing: Splash of Colour – A Rainbow of Brilliant Black & White Quilts #281 or 24 Floral Blocks to Piece #268

Paper Piecing: Paper Pieced Garde # 21 or Mix and Match Blocks plus Unique Quilts #29

Precuts: Laps from Fats #288

To view more books please go to our website, click on Library and you can see the whole Library!. Choose your book and send the request to Librarian and we can arrange to get your request to you.

Happy sewing,
Carol MacDonald

Show and Share


Do you have an item you weren't able to share at our guild meeting but still want to share with our members? Send me a picture and a little blurb about your creation and I will feature them in our monthly newsletter.

michelle.murray@rogers.com

Michelle Murray
Newsletter

Submitted by: Michelle Murray

It's finished! I started this One Block Wonder a few years ago. I used every block along with a 10-inch border to get it to a slightly larger than queen size. My daughter is glad she can finally use it. 😊



Easiest Ever Lemon Squares

Not only do our members have amazing quilting skills, but they can also whip up some very tasty treats. Many of us have sampled them at our guild meetings. This often leads to the question; 'Can you share the recipe?'

This month Jan Dzoch said 'Yes' and is sharing this 'Easiest Ever Lemon Squares recipe.

EASIEST EVER LEMON SQUARES

(submitted by Sharon in Ontario to Food.com)

Ready in: 1 hr 3 mins

Yields: 20 – 25 squares

Ingredients: 8

Serves: 20 – 25



INGREDIENTS

1 cup **all purpose flour**

$\frac{1}{4}$ cup **granulated sugar**

$\frac{1}{2}$ cup **butter**

$\frac{1}{3}$ cup **raspberry jam**

2 **eggs**

1 (212 g) package **Shirriff Lemon Pie Filling**

$\frac{1}{2}$ cup ground almonds

$\frac{1}{4}$ cup sliced almonds

DIRECTIONS

1. Combine flour and sugar, then butter until the mixture clumps together. Press firmly into 8" (20 cm) square pan. Bake at 350 (180C) oven 15 – 18 minutes or until lightly browned. Remove from oven and spread with jam.
2. Beat eggs until light and creamy. Beat in pie filling and ground almonds. Pour over jam layer. Sprinkle with sliced almonds. Bake 20 – 25 minutes or until set and firm to touch. Cool. Cut into squares.
3. Hint: For Lemon Coconut Square substitute **1 cup** flaked coconut ($\frac{1}{2}$ in mixture & $\frac{1}{2}$ for topping) for the ground almonds and sliced almonds **The original recipe called for 1 $\frac{1}{2}$ cups of coconut but I only used 1 cup total.**

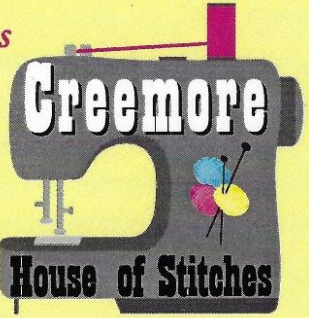
SUPPORT OUR ADVERTISERS

Newsletter Advertisers are an important part of our guild. Not only do they support our operation, but they also provide access to the latest tools, techniques, patterns, and news in the quilting world. Stop by for a visit and show them you appreciate their support of our guild. Remember to introduce yourself and show your guild membership card.

If our advertiser has a website, clicking on their card will take you to their site!

Creemore House of Stitches
Quilt and Yarn Shop

Cheryl Robertson
 3 Caroline St., W. Suite 3
 Creemore ON, L0M 1G0
 705-466-6363
houseofstitches@rogers.com



www.creemorequiltsandyarns.ca

**Long Arm
 Quilting
 Services**



Jan Belanger
 705-322-2027

**COUNTRY
 CONCESSIONS**
Quilt Shop

Helping you build your
 stash for over 20 years!

35 King St. N. Cookstown
 (Just north of Hot Stacks)

We can't wait to see you!



705-458-4546 | countryconcessions.com

**HummingBird
 Sewing**



Sharon Schober
 19 Hart Drive
 Barrie, ON L4N 5M3
 705.726.4510

Formerly John's Sewing Centre

Janome Sewing Machines & Sergers • Repairs to All Makes & Models
 Fabrics • Quilting/Sewing Notions • Kwik Sew Patterns
 Quilting/Sewing Classes • Scissor Sharpening • Minor Alterations