



QUILTING LINES

Guild meetings will be held at the Penetanguishene Arena, 61 Maria St. Penetanguishene, second floor. Elevator available.

Dates to Remember

Guild Meetings:

- Oct. 25, 2023
- Nov. 22, 2023
- Dec. 13, 2023

Demos start at 6:00pm.
Meetings start at 6:30pm unless otherwise indicated.

Coffee and Tea will be available. Bring your own mug.

Workshops:

- Nov. 11, 2023:
Landscaping with Fabric

Executive Meeting:

Mon. Nov. 13 @ 1:00pm
9 Copeland Creek Drive

PRESIDENT'S MESSAGE

Hello all,

We're officially into autumn and with it brings an abundance of color. The month of Thanksgiving reminds us of all we are thankful for. The colder weather brings us back into our sewing rooms.

I've had the busiest quilting related week since Alaska. A three-day retreat; the Waterloo Quilt Show and St. Jacobs bus trip; a workshop on Magic Tiles with our very own Sue Hopkinson; and a trip to the Bala Cranberry Festival to pick up this month's Toonie Donation Draw. I can check two wishes off the Bucket List because I went to the Bala Cranberry Festival and had a "Beaver Tail".

I want to thank all of you for making our first meeting of the new quilt year such a success! Your enthusiasm for the program was wonderful and the turnout was great. Keep up the good work, this is your guild. Our members challenge "**definition**" will be held at the November 22nd meeting, so this gives you a little more time.

"**QUITLERS**" what does this mean to you?

Please continue to read along in the newsletter to learn more about the various and upcoming activities for our guild.

Happy sewing,

Jan Dzoch, *President*

Visit us on online ... WWW.GBQG.CA or



Programs 2023-2024

Block of The Month

For the 2023-24 guild year we are having a BOM (Block of the Month). Instructions will be given on how to make each month's block with color suggestions. Make 2 blocks, keep one for yourself and bring the second block to the next guild meeting. A name draw of all participants might have you winning all the blocks that month. New members will have an opportunity to learn new quilt techniques and we'll all learn new skills.

Demonstrations

There will be demo's each meeting between 6:00pm and 6:30pm for all members to hone new skills. The meeting room will be available at 5:45 pm.

October – Stitch & Rip with Ann Rutherford

November – Paper Piecing with Janet Rawson

December – Curves with Mary Mackie

Speakers

October - Arlene Nicholas

Arlene has been passionate about fabrics, textiles and sewing since she was a young child.

As a young mother, she took a beginner quilt course in a church basement and was launched into the world of quilting. She has also taken courses in art and photography which show in her quilts through color, texture, light, and composition. Gardening, nature, and life experiences also stimulate and inspire many of her designs.

She began designing in 2011. Her goal was to design and write patterns that are easy to follow, paying careful attention to detail and including plenty of diagrams and illustrations.

Today her joy of quilting and designing show through in the classes and workshops that she teaches for all levels of quilters. She is known for her positive energy, patience, and passion for the art of quilting.

You can check out Arlene's quilt patterns online at The Quilters Bouquet or in person at our October Meeting! Do not forget your wallet!

November - Connie Goman

December - Holiday Potluck and Christmas craft with Sue Hopkinson

Kim Maticiw, Jan Dzoch, Margita Wallgren, Vicky Gerke
Program Committee

September 2023 Block of The Month


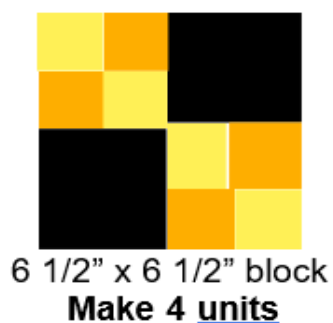
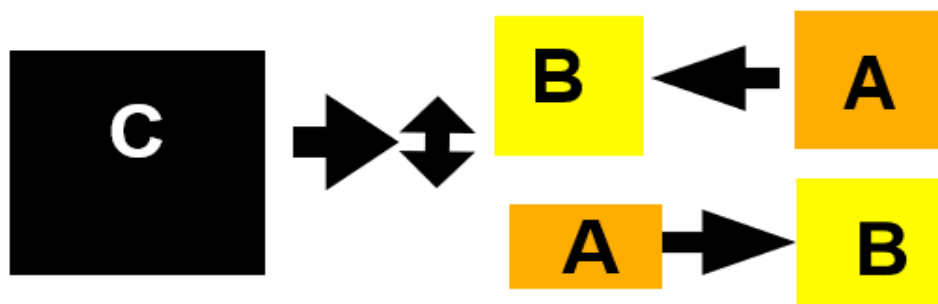
The Colors for this year's BOM are Blue, White, Black, Red, and Green. Both Solids and Fabrics are welcome.

Block A - Cut 4 x 2 1/4" Squares

Block B - Cut 4 x 2 1/4" Squares

Block C - Cut 2 x 3 1/2" Squares

Make 4 X 6 1/2" x 6 1/2" Units to make a 12 1/2" x 12 1/2" Blocks
Join B to A and A to B then join together to form a Four Patch Block
Join Block C to your four patch as shown.



Assemble the 4 Units to
make the Full Block |
Completed block will
measure
12 1/2" x 12 1/2"

Workshops



Landscaping With Fabric

by Heather Eland

Date: Saturday November 11, 2023
Time 9:00 am to 3:00 pm
Cost \$35.00, plus Fabric Kit
Location: Penetang Memorial Arena

In this workshop you will be learning raw edge applique to create your own landscape project that should be finished during the workshop similar to this picture. No further fabric is required!

There are only two spaces left. If you have not paid, please bring cash or a cheque to the October meeting. If you are interested in this workshop you can sign up at the October Meeting.



The Magic Tiles Workshop was held on October 14 at the Penetang Arena. 15 members attended. The day was enjoyed by both new and experienced members. A big Thank You to Sue Hopkinson for her guidance and never-ending patience! It was a great day of quilting!



Membership

49 Quilters have joined the Guild so far this year!

Do you know any quilters that are not members of our guild? If you do, invite them for a meeting. Share with them what we are all about and encourage them to join. The more the merrier! The registration form can be found online on our website, or one will be sent out with this newsletter.

Vicky Gerke
Membership

Free Upholstery Fabric!


Hi Ladies

I currently have a great deal of upholstery samples and yardage that I need to get rid of. It is free for the taking. Note that none of this is quilting fabric. If anyone is interested, please feel free to swing by my place on Thursday October 26 between 12 – 4. Bring your friends if you like. I will have it all out on display on my back covered porch for you to take what you want. If you would like to come at a different time, feel free to give me a call. Just so you know, I do have a dog that is friendly but makes a lot of noise when people come, so let me know if she makes you nervous and we will keep her away.

Vicky Gerke

Creemore House of Stitches
Quilt and Yarn Shop

Cheryl Robertson
3 Caroline St., W. Suite 3
Creemore ON, L0M 1G0
705-466-6363
houseofstitches@rogers.com



www.creemorequiltsandyarns.ca

Quilt Show Challenge: 2025

Reflections Of Georgian Bay

The Georgian Bay Quilt Guild holds a Biennial Quilt Show to showcase the talents of our guild members. To spice things up a little, our guild members are presented with a challenge for each show.

“Great Expectations”

There will be three categories if there are sufficient entries (6) for each category.

Category 1: Baby quilts:

1. Must be crib sized quilts.
2. Must **not** have decorations such as buttons that could be choking hazards.
3. May be from pattern or an original design.

Category 2 - Baby Wall hangings:

1. Maximum size is 160-inch perimeter. For example, 40 x 40 inches, 50 x 30 inches, etc.
2. May have all kinds of decorations added to the quilt.
3. May be from a pattern or an original design. (Example of a pattern might be one from Harebrained Happenings)

Category 3 – Accessories:

1. Accessories include items that babies need or use. Examples may include diaper bags, bibs, bunting bags, quilted stuffed toys, etc.
2. If baby is going to use item such as a stuffed toy, as opposed to a diaper bag, it is the same rule as applies to baby quilts. No decorations such as buttons that could be choking hazards.
3. May be from pattern or original design.

General Rules:

1. All items must be quilted.
2. You may enter more than one category.

I am hoping that everyone considers entering this challenge, even if you don't have a new grandchild or friend's grandchild arriving. If you don't have an immediate need for what you create, you can sell it at the quilt show by having a For Sale sign on the quilt. It will be displayed in the challenge area (not the merchant's mall) and the only stipulation is that it could only be picked up at the end of the show.

Above all, have fun with this challenge.
Nancy Phelps.



Thank you, to the Guild members who have purchased Quilting books from the Library. As you are aware, we are in the process of selling all of the Library books. More Library books will be available for sale at our October meeting, so bring along your toonies and chose the book that you absolutely need for your own quilting Library! There are many to choose from.

Some of you have requested specific books for me to bring to the meeting to purchase and you can do this as well. Just go to the Library tab on our website and click to bring up our book list.

If you already have a library book out and you would like to keep it, please bring the library card and your toonie to the next meeting and it is yours!

So easy to do. All the toonies go to our treasurer for safe keeping!

Thank you.

Carol MacDonald

Library

Community Outreach

Thank you, Guild members, we were able to give 39 Fall placemat for Meals on Wheels Program. They were greatly appreciated by Tara from the Red Cross.

We have arranged a December 19th date to deliver the Christmas Placemats and will make sure there is Christmas Fabric available at the October meeting. Thank you all for the gifts of your talent and time. They are always amazing Works of Art.

Ruth Hamel

Outreach



SUPPORT OUR ADVERTISERS

Newsletter Advertisers are an important part of our guild. Not only do they support our operation, but they also provide access to the latest tools, techniques, patterns, and news in the quilting world. Stop by for a visit and show them you appreciate their support of our guild. Remember to introduce yourself and show your guild membership card. If our advertiser has a website, clicking on their card will take you to their site!



Thimbles & Things

Paula Trecartin
705.326.9357
info@thimblesandthings.com
www.thimblesandthings.com


1282 Brodie Drive
Severn, ON L3V 0V2

Quilt supplies, fabric, patterns, sewing machines, classes & more!



**Long Arm
Quilting
Services**

Jan Belanger
705-322-2027




**Helping you build your
stash for over 20 years!**

35 King St. N. Cookstown
(Just north of Hot Stacks)

We can't wait to see you!

705-458-4546 | countryconcessions.com





**Girlfriend Cottage
Getaway**

www.girlfriendgetaway.ca

**Friends gather here
to play all day**

102 Churchill Gardens Rd, Emsdale ON
just north of Huntsville on Clear Lake



SUZIE'S FABRIC ATTIC
DISCOVER WHAT TREASURES YOU MIGHT FIND



SUZIE'S FABRIC ATTIC
suziesfabricattic.com
suziesfabricattic@hotmail.com
BY APPOINTMENT ONLY
1032 Gordon St. Bala, Ontario
705-205-7234

Facebook, Instagram, Pinterest icons and QR code

HummingBird Sewing



Laurena Green

owner • teacher • fibre artist

705.726.4510

hummingbirdsewing@gmail.com

hummingbirdsewing.ca @

19 Hart Drive, Unit 102

Barrie ON, L4N 5M3



Authorized Dealer

Sewing machines

On-site service & repairs

Quilting & sewing supplies & classes

Guild Members receive 15% off regular priced fabric



I am looking forward to serving you and our quilting community as the new owner of HummingBird Sewing. You will be familiar with our loyal service team but the shop has a new look. The colour wall of fabric blenders you have come to rely on will be maintained, and you can look forward to more prints and novelty fabrics. Also, hand stitching and embroidery supplies will be introduced in the new year. A variety of in-person classes are offered throughout the season, and our small class sizes provide more focused learning. And as before, we continue to service and repair all makes and models of machines. Come on by to see what's new!

x Laurena



Bolts 2 Blocks
Keeping you in Stitches

RITA BUCKLE
Owner

344 Warrington Road,
Stayner, ON L0M 1S0

705-440-0029
info@bolts2blocks.com
www.Bolts2Blocks.com



Bolts 2 Blocks
Keeping you in Stitches

Quality Fabrics

- Cottons
- Batiks
- Flannels

www.Bolts2Blocks.com

Long Arm Quilting Service

Embroidery Service

- Custom Quilt Labels
- Hats & T-Shirts

705-440-0029

Guild Recipe of the Month

Oatmeal Cranberry White Chocolate Chunk Cookies

INGREDIENTS

2/3 cup butter or margarine, softened
2/3 cup brown sugar
2 large eggs
1 ½ cups old-fashioned oats
1 ½ cups flour
1 teaspoon baking soda
½ teaspoon of salt
1 – 6-ounce package Ocean Spray
“Craisins” Original Dried Cranberries
2/3 cup white chocolate chunks or
chips

DIRECTIONS

Preheat oven to 375°F.

Using an electric mixer, beat butter or margarine and sugar together in a medium mixing bowl until light and fluffy. Add eggs, mixing well. Combine oats, flour, baking soda and salt in a separate mixing bowl. Add to butter mixture in several additions, mixing well after each addition. Stir in dried cranberries and white chocolate chunks or chips.

Drop by rounded teaspoonfuls onto ungreased cookie sheets. Bake for 10-12 minutes or until golden brown.

Cool on wire rack.

Makes approximately 2 ½ dozen cookies.