



# QUILTING LINES

*Guild meetings will be held at the North Simcoe Sports & Recreation Centre, 527 Len Self Blvd., Midland*

## Dates to Remember

### Guild Meetings: 6:30 pm

- Jan. 22, 2025, **ZOOM**
- Feb. 26, 2025, **ZOOM**
- March 26, 2025
- April 23, 2025
- May 28, 2025
- June 11, 2025

### Quilt Show

Saturday April 26 & Sunday  
April 27, 2025

## PRESIDENT'S MESSAGE

Hello all,

Happy New Year! I hope everyone had a great holiday season and you are ready for the 2025 guild year. I just want to remind you that our **January and February meetings will not be in-person!** A Zoom link will be sent to the membership a few days before and we will meet online to hear our speaker for the month.

Probably the most exciting news of the year is, we have our biannual quilt show coming up in April! I hope everyone has booked the weekend off and is thinking of how we are going to make it a huge success! There will be a ton of volunteer positions needing to be filled.

I would like to challenge all the members of our guild to think about putting a quilt or wall hanging into the quilt show. For some of us that is a very scary thought! Before I moved back

to Midland, I was a member of another guild and volunteered at two quilt shows but never entered anything in the shows. I think I was afraid that people might judge me and my quilting. When I joined this guild, I finally decided to enter a quilt because I didn't think anyone really knew who I was yet. It was hard but, in the end, I received nothing but positive comments from my fellow guild members, and the public visiting. It gave me so much more confidence in my own quilting! So, take the big step and enter your favorite quilt into the show. You will be surprised at how up lifting it is!

Cathy Proulx, *President and Newsletter Editor*

---

Visit us on online ... [WWW.GBQG.CA](http://WWW.GBQG.CA) or



# Program

## Speakers

**January 22, 2025** (Virtual Presentation)

### Pearl Sceviour

We will not be holding an in-person meeting. A zoom presentation will be offered to you to enjoy in the comfort of your home. A link will be sent out to the membership a few days beforehand. The time of the presentation is **6:30 pm**.

Pearl started quilting in Calgary in 1995, but it wasn't until she retired that it became a serious pastime. After over a decade away from quilting she resumed her journey in 2009 by joining the Georgian Bay Quilters Guild.

Through the local quilt guilds, she was introduced to many quilting techniques before finding her "passion". She enjoys the peacefulness of hand applique and the creativity of bringing photos into quilts.

Pearl enjoys participating in quilting workshops as you don't know if there's a new exciting journey just around the corner unless you try.

She credits the support and tutelage of a group of skilled quilters and the local guilds who inspire, encourage, and support her quilting journey.

Pearl returned to Alberta in 2016 but continues to quilt and take workshops and believes that you learn something from every quilt project, either about a technique, about yourself or even "I'm never doing that again".

## Block of The Month

For the 2025 guild year we are having a BOM again (Block of the Month).

Instructions will be given on how to make each month's block with color suggestions.

Make 2 blocks, keep one for yourself and bring the second block to the next guild meeting in March.

A name draw of all participants might have you winning all the blocks that month.

New members will have an opportunity to learn new quilt techniques and we'll all learn new skills.

Kim Maticiw, Margita Wallgren, Jennifer Ouellet, Vicky Gerke, and Lisa Gembala (New Member to our Group)

*Program Committee*

# January Block of the Month

JESSICA DAYON

#

**COUNTDOWN TO CHRISTMAS**

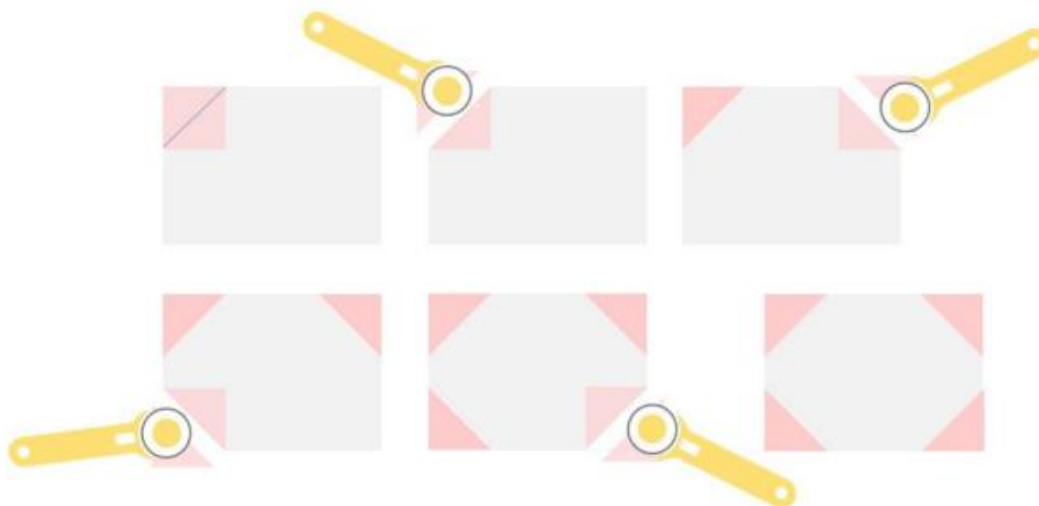
Festive Frosty†



**1\*5(' ,176#**

	12" Block
A - Pink Background Fabric	1- 1 1/4" x 12 1/2"
	2- 2" x 5 1/2"
	2- 1" x 5"
	2- 2 1/2" x 5"
	4- 1" x 1"
	2- 3" x 4 1/2"
	4- 1 1/4" x 1 1/4"
	2- 3 3/4" x 4 1/2"
	4- 1 1/2" x 1 1/2"
1- 1 1/2" x 12 1/2"	
B - White Fabric	1- 2 1/2" x 3 1/2"
	1- 3" x 4 1/2"
	1- 4 1/2" x 6"
C - Black Fabric	1- 2" x 2 1/2"
	1- 1" x 3 1/2"

**16758&7216#**  
Easy Corner Triangles



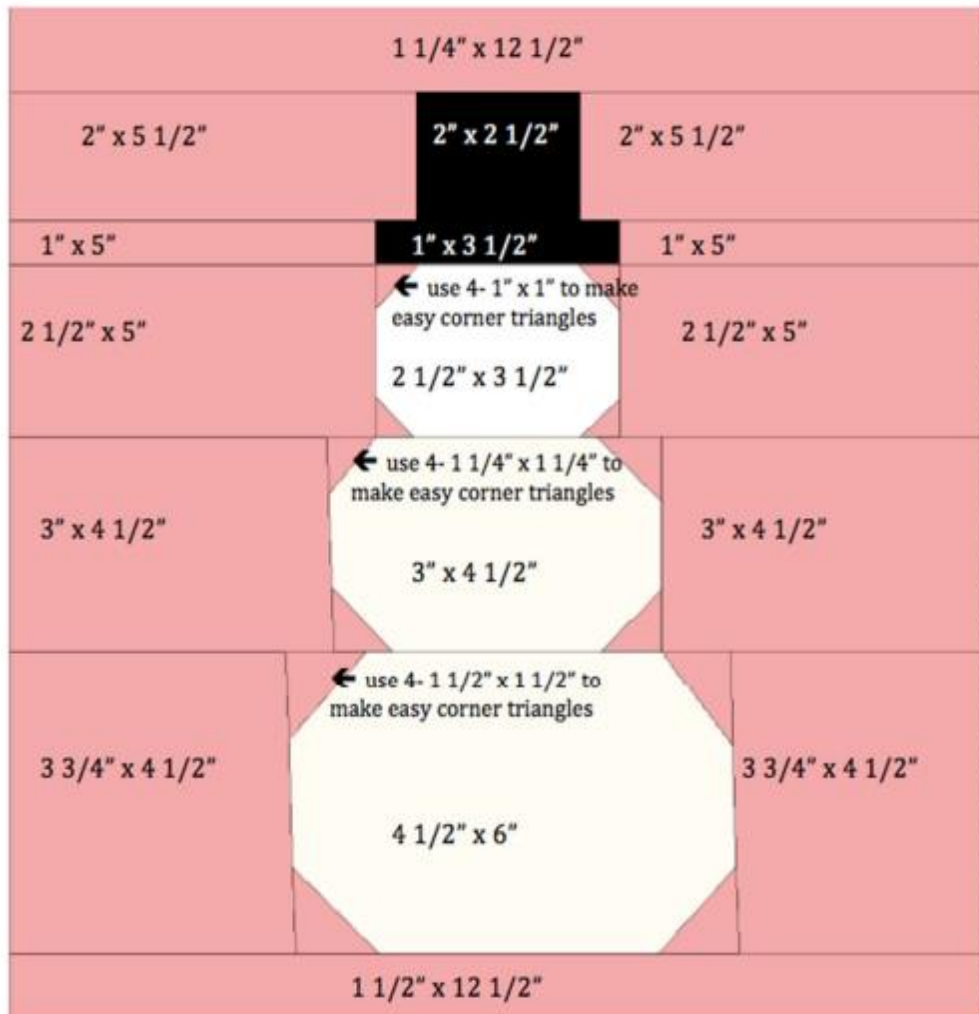
Using the 4- 1" x 1" pink squares and the 1- 2 1/2" x 3 1/2" white rectangle, make an easy corner triangle in each of the 4 corners of the white rectangle.  
Repeat these steps with the 4- 1 1/4" x 1 1/4" pink squares and the 1- 3" x 4 1/2" white rectangle. Repeat the steps again with the 4- 1 1/2" x 1 1/2" pink squares and the 1- 4 1/2" x 6" white rectangle.  
Lay all of the pieces out as shown and assemble the block into horizontal rows and then sew the rows together to make the block.

JESSICA DAYON

#

**COUNTDOWN TO CHRISTMAS**

Festive Frosty†



You can embellish the snowman as you desire!

This block finishes at 12" square.

*Thanks for following along with me today! I hope you enjoyed this block and continue to enjoy all of our Countdown to Christmas block patterns! Come, follow me, and see what I'm up to on Instagram*

[@jessicadayon](https://www.instagram.com/jessicadayon).

Jessica Dayon

{blog: [Jessica Dayon Blog](#)}

{instagram: [@jessicadayon](https://www.instagram.com/jessicadayon)}

# Membership



**67 Quilters have joined the Guild so far this year!**

Anne Rutherford, *Membership*

## Community Outreach

Well, Fellow Quilters, you outdid yourselves in 2024! A request went out for lap quilts, quilts of various sizes, placemats and you all came through with your enthusiasm and skills.

Placemats for the Thanksgiving dinners in October numbered 37. The Red Cross Meals on Wheels delivered the placemats along with the Thanksgiving dinners.

We had requests from Hospice, Georgian Bay Cancer Centre, Hillcrest Village for various size quilts, and of course our traditional placemats.

I gave 51 placemats to Red Cross to go with the Christmas dinners.

16 more placemats went to the Georgian Bay Food Network, along with the wonderful amount of donated food items. I received a lovely thank card from them.

One quilt was donated to Hillcrest Village to cover the coffin as it leaves the building. I received a lovely thank you note from Hillcrest.

One quilt was donated to Tompkin House (Hospice) to be given to a patient in care, then it will be given to the family at the end of life. The quilt received rave reviews as it was held up and admired.

Georgian Bay Cancer Centre received the cozy shawl that Wendy Spritzer had knit and another lap size quilt which will be put in their "Chemo Kits".

I truly wish I could pass the wonderful feeling that I got when I delivered the items. The folks were so appreciative of our outreach to them. I urge you to take your donation to the charity and feel the warmth of giving and fulfilling a need.

(I certainly don't mind delivering the items, but I am just the delivery person that gets all the accolades!!!)



Just a reminder I have our Georgian Bay Quilters Guild Label that I can give to you for your item, so they know where it came from. In fact, because of our donation with the label on it we have received a request from a family to have 3 quilts made from the parent's shirts. (Kim is coordinating this project).

Carol MacDonald  
*Community Outreach*



Delivery of the Food Bank Items by Carol.

# Reflections of Georgian Bay Quilt Show

April 26 and 27, 2025

The biannual Georgian Bay Quilters Guild Quilt Show is just around the corner. I hope everyone is working on their show submissions. Whether it's a quilt, wall-hanging or something for the boutique we are excited to see what you've got! Just remember there is only 3 months left to get it done! I have included Quilt Show Entry Forms, and Challenge Entry Forms with this newsletter for your convenience.

## Bed Turning

### New for this year's Quilt Show

We are doing a "Bed Turning" presentation of Vintage/Antique quilts at the 2025 Quilt Show. The quilts should be at least 50 years old (pre-1975) or older. We are looking for quilts from the membership or community that have personal stories. The quilts need to be accompanied by a story, let us know where they came from, who made it and why is it special to you. A Vintage Quilt Entry Form will be sent out in the next newsletter. Quilters in the area have such a rich history we should all celebrate it.



## QUILTERS BOUTIQUE ITEMS WANTED

The last Quilt Show was the first year our guild had a member's boutique. It was a very successful part of our show, and many positive comments were received about the addition. I encourage you to make some items for the boutique. Pretty much some of everything sold, but here are some ideas.

- Baby quilts/lap quilts
- Placemats/coaster sets
- Aprons, decorated kitchen towels, potholders
- Sewing accessories like Pin Cushions and Armchair sewing buddies
- Wall Hangings
- Table Runners
- Seasonal Items. We will have a Christmas area.

We have plenty of room to display your items, so please bring your items for the boutique. If you have any interesting items like accessories for display, we are always looking for items. For example, if you bring 6 potholders, maybe put them in a display basket for the show. That keeps the tables more organized. If you are bringing a vest or a jacket, please bring them with a hanger. Pant hangers are very useful for displaying runners and wall hanging, so if you can

bring those with your items please do. Put your name on them to get them back. If you have any questions, please feel free to contact me. Sue Hopkinson

## MAGIC TILE QUILTS

Did you make a Magic Tile Quilt in the fall? If so, I thought it would be nice to have a separate display of them at the Quilt Show. It would be fun to see them all together, and how different they all look. Just fill out a Quilt Entry Form but write Magic Tiles at the top so we know how many we will be displaying.

Thanks.

Sue Hopkinson



## Reminder – Club Challenge Great Expectations

Time to get working on your club challenge. Entry due at the **March 2025** meeting. Let's see your creative and artistic side. Challenge details below.

There will be three categories if there are sufficient entries (6) for each category.

### **Category 1: Baby quilts:**

1. Must be crib sized quilts. Maximum dimensions 36" x 52"
2. Must not have decorations such as buttons that could be choking hazards.
3. May be from pattern or an original design.

### **Category 2 - Baby Wall hangings:**

1. Maximum size is 160-inch perimeter. For example, 40 x 40 inches, 50 x 30 inches, etc.
2. May have all kinds of decorations added to the quilt.



3. May be from a pattern or an original design. (Example of a pattern might be one from Harebrained Happenings)

### Category 3 – Accessories:

1. Accessories include items that babies need or use. Examples may include diaper bags, bibs, bunting bags, quilted stuffed toys, etc.
2. If baby is going to use item such as a stuffed toy, as opposed to a diaper bag, it is the same rule as applies to baby quilts. No decorations such as buttons that could be choking hazards.
3. May be from pattern or original design.

### General Rules:

1. All items must be quilted.
2. You may enter more than one category.

Let's see your creative and artistic side!

Beth Dubeau

*Quilt Show Committee*



Girlfriend Cottage  
Getaway  
[www.girlfriendgetaway.ca](http://www.girlfriendgetaway.ca)

Friends gather here  
to play all day

102 Churchill Gardens Rd, Emsdale ON  
just north of Huntsville on Clear Lake



**Long Arm  
Quilting  
Services**

**Jan Belanger  
705-322-2027**



**HummingBird  
Sewing**

**Laurena Green**  
owner • teacher • fibre artist

705.726.4510  
[hummingbirdsewing@gmail.com](mailto:hummingbirdsewing@gmail.com)  
[hummingbirdsewing.ca](http://hummingbirdsewing.ca)  
19 Hart Drive, Unit 102  
Barrie ON, L4N 5M3

**JANOME**  
Authorized Dealer

Sewing machines  
On-site service & repairs  
Quilting & sewing supplies & classes

\*Guild Members receive 15% off regular priced fabric\*

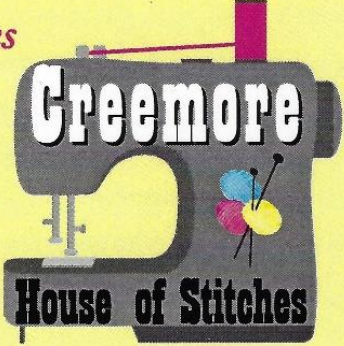
I am looking forward to serving you and our quilting community as the new owner of HummingBird Sewing. You will be familiar with our loyal service team but the shop has a new look. The colour wall of fabric blenders you have come to rely on will be maintained, and you can look forward to more prints and novelty fabrics. Also, hand stitching and embroidery supplies will be introduced in the new year. A variety of in-person classes are offered throughout the season, and our small class sizes provide more focused learning. And as before, we continue to service and repair all makes and models of machines. Come on by to see what's new!

*Laurena*



**Creemore House of Stitches  
Quilt and Yarn Shop**

Cheryl Robertson  
3 Caroline St., W. Suite 3  
Creemore ON, L0M 1G0  
705-466-6363  
[houseofstitches@rogers.com](mailto:houseofstitches@rogers.com)



**www.creemorequiltsandyarns.ca**

# Support Our Advertisers

Newsletter Advertisers are an important part of our guild. Not only do they support our operation, but they also provide access to the latest tools, techniques, patterns, and news in the quilting world. Stop by their store for a visit and show them that you appreciate their support of our guild. Remember to introduce yourself and show your guild membership card. If our advertiser has a website, clicking on their card will take you to their site!



**Thimbles & Things**

**Paula Trecartin**  
705.326.9357  
1282 Brodie Drive  
Orillia, ON L3V 0V2

info@thimblesandthings.com  
www.thimblesandthings.com




Quilt supplies, fabric, patterns, sewing machines, classes & more!



**COUNTRY CONCESSIONS**  
*Quilt Shop*


**Helping you build your stash for over 20 years!**

35 King St. N. Cookstown  
(Just north of Hot Stacks)

**We can't wait to see you!**



705-458-4546 | countryconcessions.com



**SUZIE'S FABRIC ATTIC**  
DISCOVER WHAT TREASURES YOU MIGHT FIND



**SUZIE'S FABRIC ATTIC**  
suziesfabricattic.com  
suziesfabricattic@hotmail.com  
**BY APPOINTMENT ONLY**  
1032 Gordon St. Bala, Ontario  
705-205-7234





**RITA BUCKLE**  
Owner

344 Warrington Road,  
Stayner, ON L0M 1S0

705-440-0029  
info@bolts2blocks.com  
www.Bolts2Blocks.com



**Quality Fabrics**

- Cottons
- Batiks
- Flannels

**Long Arm Quilting Service**

**Embroidery Service**

- Custom Quilt Labels
- Hats & T-Shirts

www.Bolts2Blocks.com 705-440-0029



# For Sale

Contact Mary MacDonald if interested.

