



# QUILTING LINES

**Guild meetings will be held at the North Simcoe Sports & Recreation Centre, 527 Len Self Blvd., Midland**

## Dates to Remember

### Guild Meetings: 6:30 pm

- Nov. 27, 2024
- Dec. 11, 2024
- Jan. 22, 2025
- Feb. 26, 2025
- March 26, 2025
- April 23, 2025
- May 28, 2025
- June 11, 2025

### Demonstrations 6:00 pm

### Quilt Show

Saturday April 26 & Sunday  
April 27, 2025

## PRESIDENT'S MESSAGE

Hello all,

I would like to start with a quick reminder that we will be **meeting in the Kennedy Room at the Askennonia Centre** for our November meeting. This room is at the other end of the Sport Centre. The room itself is much bigger and brighter and there is lots of parking at the side of the building.

My youngest daughter Stefanie is visiting from Kelowna for two weeks and she is keeping me very busy. It's been so good to catch up with her! I have not even looked at my sewing machine and this newsletter is being put together at the kitchen table with the whole family cooking diner around me!

While here, Stefanie got this idea that she wanted to decorate our house for Christmas. We dragged out every decoration we own, and she spent a day and a half transforming our place into a Christmas showcase. My husband called it a Christmas

explosion! Some of the decorations at the bottom of the bins I probably haven't seen in years. It was a treat spending time with family reminiscing over where all the pieces came from. Even though its only mid November, Christmas is all about family, so being able to do this with everyone together made decorating one of the most special parts of the season for me.

Check out the rest of the newsletter for more information on our activities.

See you at the meeting on Oct. 23, 2024

Cathy Proulx, *President and Newsletter Editor*

Visit us on online ... [WWW.GBQG.CA](http://WWW.GBQG.CA) or



# Program

## Speakers

### November 27, 2024, Jeannie Jenkins

Jeannie has been teaching quilting for more than 30 years. Her work has been shown internationally. Quilty Magazine featured one of her quilts on the cover of the Jan./Feb. 2015 issue and on the CQA 2015 show program. Her quilt “Fireworks” placed 2<sup>nd</sup> in the Modern Traditionalism at Quiltcon 2017. She recently wrote a book called Contemporary Paper Pieced Quilts, and she teaches both beginners and more advanced classes, which range from Traditional to Modern Quilting as well as Art Quilts. Jeannie has a degree in General Design from the Ontario College of Art and Design. She was hooked the minute she took her first quilting class and never looked back.

## Demonstrations

There will be demos at most meetings between 6:00pm and 6:30pm.

**November Demonstration:** Beth Dubeau will be showing us how to do Free Motion Quilting.

## Refreshments

We will have a refreshment sign up sheet, so all members can participate in bringing snacks to the meetings.

**November:** Sandi Albon, Diane Malott, and Debbie Story will be supplying the treats.

## Block of The Month

For the 2024-25 guild year we are having a BOM again (Block of the Month).

Instructions will be given on how to make each month's block with color suggestions.

Make 2 blocks, keep one for yourself and bring the second block to the next guild meeting.

A name draw of all participants might have you winning all the blocks that month.

New members will have an opportunity to learn new quilt techniques and we'll all learn new skills.

**Don't forget to bring in your leaf blocks for this month.**

Kim Maticiw, Margita Wallgren, Jennifer Ouellet, and Vicky Gerke  
*Program Committee*

# Oct. Block of the Month

## Falls Leaves

Option 1 - 12 1/2 inch square

Cutting Guide

Background:

G - one 4.5' x 4.5' square

H - two 5.25' x 5.25' square

I - two 6.75' x 2.75' rectangle

Leaf

g - three 4.5' x 4.5' square

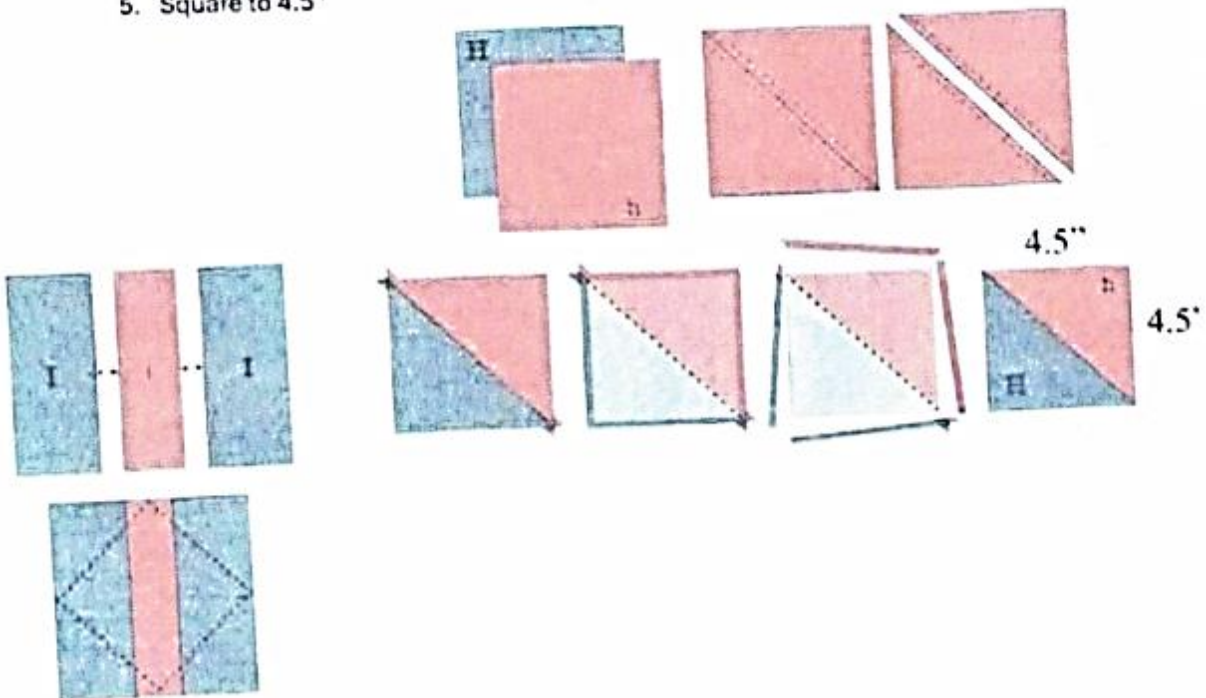
h - two 5.25' x 5.25' square

i - one 6.75' x 2' rectangle

Instructions:


Make 4 - Half Square Triangles 4.5"

1. Draw a diagonal line, corner to corner, on wrong side of fabric square (H)
2. Place H & h right side together
3. Sew a scant 1/4" on each side of the drawn diagonal line
4. Cut on the line. Open and press seam allowance towards the darker fabric
5. Square to 4.5"



Stitch the i piece and both l pieces in a unit (6.5" x 6.75") From the l/i/l unit cut a 4.5" x 4.5" square. The stem created by the i piece should run from corner to corner.

Assemble block as per the diagram – block to measure 12.5" x 12.5"



#### Option 2 –

Four 6.5" square with different coloured leaves to make a 12.5" x 12.5" block

#### Cutting Guide

Background:

G- four 2.5" square

H - eight 3" square

I - eight 4.5 x 2.25 rectangle

Leaf (cut a set for each colour)

g - three 2.5" square

h - two 3" square

i - one 4.5" x 1.25" rectangle

Instructions:

Each leaf colour :

Make 4 – Half Square Triangle 2.5"

Stitch the i piece and both l pieces in a unit (4.5" x 2.5")

From the l/i/l unit cut a 2.5" square. The stem created by the i piece should run from corner to corner

Assemble each leaf unit as per the diagram – each leaf to measure 6.5" x 6.5"

Combine four 6.5" square with different coloured leaves to make a 12.5" x 12.5" block

## Quilting Books for Sale

At our November meeting, a selection of quilting books will be available, donated from our friend and fellow quilter Wendy Spreitzer. The books will be available to you at “Take and Donate” pricing. All proceeds will go to Hospice Huronia – Tomkins House. Don’t forget your cash and your own bag. This is just a prelude to what’s coming in December!

# December 11, 2024

The December guild meeting is always a lot of fun! We will be participating in the annual Christmas Ornament Craft with Sue Hopkinson. The executive will be supplying the treats. Do not miss this evening of crafts, conversation and cookies!

### Christmas Craft

Please bring these items for making the Christmas Ornament at the Dec. meeting.

- Scissors – regular for fabric cutting and paper scissors for pattern cutting.
- Pencil
- Large eye Needle /regular sewing needle
- White thread, preferably quilting thread. (I will have several spools to share.)

All other materials will be provided.

~~~~~  
Each year at our Christmas meeting we do a donation drive for the Georgian Bay Food Network, Midland. Here’s what they say!

*We’re so happy to hear from you! Thank you so much!*

*We would love to accept a donation from you again this year. Hygiene products of any sort are always appreciated. Soap, deodorant, shampoo, feminine hygiene products etc. are great! As for food items, we appreciate anything, but pasta & sauce, hamburger helper and the hearty/chunky soups are a favourite this time of year!*

*\*The placemats were also a hit - everyone was so excited. \**

*Thank you again, we appreciate your generosity and continued support.*

“GBFN utilizes the design of a grocery store, which allows people to shop like every other person. This model is truly inspiring and dignified for all who enter their doors. Not only do they provide opportunities for low-income families, but it is accomplished with people’s dignity at the forefront.

The Georgian Bay Food Network would welcome placemats for their clients and families. If you have any more made, please bring them to the December meeting.

# Reminder – Club Challenge

## Great Expectations

Time to get working on your club challenge. Entry due at the **March 2025** meeting. Let's see your creative and artistic side. Challenge details below.

There will be three categories if there are sufficient entries (6) for each category.



### Category 1: Baby quilts:

1. Must be crib sized quilts. Maximum dimensions 36" x 52"
2. Must not have decorations such as buttons that could be choking hazards.
3. May be from pattern or an original design.

### Category 2 - Baby Wall hangings:

1. Maximum size is 160-inch perimeter. For example, 40 x 40 inches, 50 x 30 inches, etc.
2. May have all kinds of decorations added to the quilt.
3. May be from a pattern or an original design. (Example of a pattern might be one from Harebrained Happenings)

### Category 3 – Accessories:

1. Accessories include items that babies need or use. Examples may include diaper bags, bibs, bunting bags, quilted stuffed toys, etc.
2. If baby is going to use item such as a stuffed toy, as opposed to a diaper bag, it is the same rule as applies to baby quilts. No decorations such as buttons that could be choking hazards.
3. May be from pattern or original design.



### General Rules:

1. All items must be quilted.
2. You may enter more than one category.

Let's see your creative and artistic side!

Beth Dubeau

# Membership



**67 Quilters have joined the Guild so far this year!**

Please remember to sign in at the meeting as it is important to have an accurate number for attendance. Don't forget to invite a friend as a guest.

If you do not have your name tag or GBQG membership card, please check for it at the attendance table.

Thanks,

Anne Rutherford, *Membership*

## Community Outreach

Thank you to all the members who were able to make placemats for the Red Cross Meals on Wheels. 27 placemats were distributed to those receiving Thanksgiving dinner. They certainly brightened up their meal and the co-ordinator Tara was delighted with the response. She sends everybody a big thank you.

Many of you have already given me the placemats for the Christmas season, which gives us a great start for the Holiday season that is fast approaching! I will be contacting Tara after our November meeting to give her all the holiday placemats. Thank you again for your dedicated sewing efforts. Hopefully this is helping to reduce your "stash".

As mentioned in our earlier newsletter the following organizations are willing to take cuddle quilts:

**Georgian Village Manor**, lap quilts and/or shawls.

**Tompkin House Hospice**, quilts 40x60 inches for each patient coming into care. The quilt will be given to the family at the end of life.

**Georgian Bay Cancer Centre**, small quilts to go into the "Chemo Kits" to keep the patient warm during chemo.

**Hillcrest Village** needs several quilts to cover the coffin as it is being taken away. (single to double bed size quilt)

We have Georgian Bay Quilters Guild labels to be sewn onto the quilts, so before you pass your quilt on, please be sure to get a label from me. Or if you would rather give the quilt to me, I would be happy to deliver it for you.

You can email me [g.c.macdonald8@gmail.com](mailto:g.c.macdonald8@gmail.com)

Thank you so very much for your dedication to our Community Projects.

Carol MacDonald  
*Community Outreach*

## Support Our Advertisers

Newsletter Advertisers are an important part of our guild. Not only do they support our operation, but they also provide access to the latest tools, techniques, patterns, and news in the quilting world. Stop by their store for a visit and show them that you appreciate their support of our guild. Remember to introduce yourself and show your guild membership card. If our advertiser has a website, clicking on their card will take you to their site!



**Laurena Green**  
*owner • teacher • fibre artist*

705.726.4510  
hummingbirdsewing@gmail.com  
hummingbirdsewing.ca  
19 Hart Drive, Unit 102  
Barrie ON, L4N 5M3

**JANOME**  
Authorized Dealer  
Sewing machines  
On-site service & repairs  
Quilting & sewing supplies & classes

\*Guild Members receive 15% off regular priced fabric\*



I am looking forward to serving you and our quilting community as the new owner of HummingBird Sewing. You will be familiar with our loyal service team but the shop has a new look. The colour wall of fabric blenders you have come to rely on will be maintained, and you can look forward to more prints and novelty fabrics. Also, hand stitching and embroidery supplies will be introduced in the new year. A variety of in-person classes are offered throughout the season, and our small class sizes provide more focused learning. And as before, we continue to service and repair all makes and models of machines. Come on by to see what's new!


*Laurena*



*Creemore House of Stitches*  
*Quilt and Yarn Shop*

Cheryl Robertson  
3 Caroline St., W. Suite 3  
Creemore ON, L0M 1G0  
705-466-6363  
houseofstitches@rogers.com

**www.creemorequiltsandyarns.ca**







**Girlfriend Cottage  
Getaway**  
www.girlfriendgetaway.ca

Friends gather here  
to play all day

102 Churchill Gardens Rd, Emsdale ON  
just north of Huntsville on Clear Lake



**Long Arm  
Quilting  
Services**

**Jan Belanger  
705-322-2027**




**Paula Trecartin  
705.326.9357**  
1282 Brodie Drive  
Orillia, ON L3V 0V2

info@thimblesandthings.com  
www.thimblesandthings.com





Quilt supplies, fabric, patterns, sewing machines, classes & more!





**Helping you build your  
stash for over 20 years!**

35 King St. N. Cookstown  
(Just north of Hot Stacks)

**We can't wait to see you!**

705-458-4546 | countryconcessions.com



**SUZIE'S FABRIC ATTIC**  
DISCOVER WHAT TREASURES YOU MIGHT FIND



**SUZIE'S FABRIC ATTIC**  
suziesfabricattic.com  
suziesfabricattic@hotmail.com  
BY APPOINTMENT ONLY  
1032 Gordon St. Bala, Ontario  
705-205-7234







**RITA BUCKLE  
Owner**

344 Warrington Road,  
Stayner, ON L0M 1S0

705-440-0029  
info@bolts2blocks.com  
www.Bolts2Blocks.com



**Quality Fabrics**

- Cottons
- Batiks
- Flannels

**Long Arm Quilting Service**

- Embroidery Service
- Custom Quilt Labels
- Hats & T-Shirts

www.Bolts2Blocks.com 705-440-0029

# FOR SALE

Handi Quilter Simply Sixteen with Pro-Stitcher \$16,000

[oshowy.fam@sympatico.ca](mailto:oshowy.fam@sympatico.ca)

